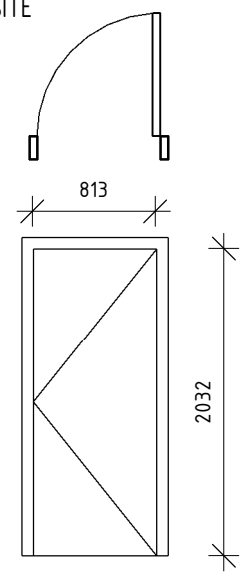


NOTE: ALL DIMENSIONS AND LEVELS TO BE VERIFIED ON SITE

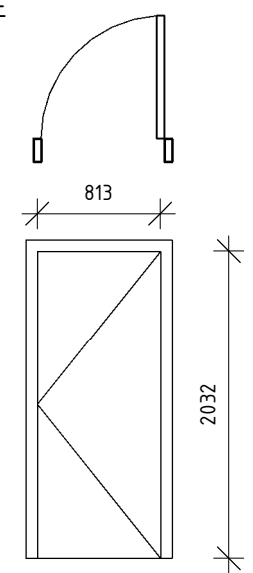
D 1



	DOOR TYPE	Hollow core timber door		
	LOCATION	Store rooms, Pause area, ablutions, Patch room, Reception area		
	No. REQUIRED	17		
	EXPOSURE CLASS	Dry interior		
	PERFORMANCE CLASS	Medium duty (SABS 545)		
DOOR	MATERIAL	813mm X 2032mm Masonite honeycomb hollow core door with lock slot		
	APPEARANCE	Flush panel		
	LEAF	Single leaf		
	ACTION	Single swing		
	MEETINGSTILE	N/A		
	EDGING	Face over edge		
	FINISH	Paint		
	SIGNAGE	See signage detail		
DOOR FINISH	PREPARATION	For painting		
	PRIMER	1 Coat pink wood primer		
	UNDERCOAT	1 Coat universal undercoat		
	FINISH	2 Coats polyurethane enamel		
	PRODUCT	TBC	FINISH	
DOOR FRAME AND FINISH	FRAME	PRIMER	Factory primer and bitumen paint to frame	
	MATERIAL	Mid steel door frame		
	PROFILE	Single rebate	UNDERCOAT	1 Coat universal undercoat
	PREP	N/A	FINISH	2 Coats polyurethane enamel
	WALL FINISH	N/A	PRODUCT	
IRONMONGERY	Hinges : Part of steel frame			
	Handle Set : IRONWARE Calini 1019 through fix level handle (brushed stainless steel)			
	Escutcheon : IRONWARE Calini 1904-2455 screw type Rose (brushed stainless steel)			
	Lock set : DORMA D0365 multi lever sash lock			
	Door stop : IRONWARE 5000 cylindrical door stop (ISI)			
	Push plate : IRONWARE P 01 (male abutment), IRONWARE P 02 (female abutment)			
	Door closer : IRONWARE DC01 (ablations)			

NOTE: ALL DIMENSIONS AND LEVELS TO BE VERIFIED ON SITE

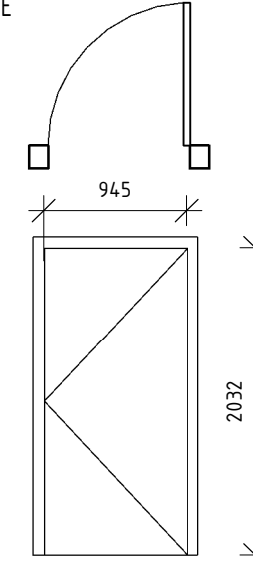
D 2



	DOOR TYPE	Hollow core timber door			
	LOCATION	Auction operations manager, meeting room			
	No. REQUIRED	03			
	EXPOSURE CLASS	Dry interior			
	PERFORMANCE CLASS	Medium duty (SABS 545)			
DOOR	MATERIAL	813mm X 2032mm Masonite honeycomb hollow core door with lock slot			
	APPEARANCE	Flush panel			
	LEAF	Single leaf			
	ACTION	Single swing			
	MEETINGSTILE	N/A			
	EDGING	Face over edge			
	FINISH	Paint			
	SIGNAGE	See signage detail			
	PREPARATION	For painting			
	PRIMER	1 Coat pink wood primer			
DOOR FINISH	UNDERCOAT	1 Coat universal undercoat			
	FINISH	2 Coats polyurethane enamel			
	PRODUCT	TBC	FINISH		
	FRAME	PRIMER	Factory primer and bitumen paint to frame		
	MATERIAL	MID steel door frame			
DOOR FRAME AND FINISH	PROFILE	Single rebate	UNDERCOAT	1 Coat universal undercoat	
	PREP	N/A	FINISH	2 Coats polyurethane enamel	
	WALL FINISH	N/A	PRODUCT		
	IRONMONGERY	Hinges : Part of steel frame			
		Handle Set : IRONWARE Calini 1019 through fix level handle (brushed stainless steel)			
Escutcheon : IRONWARE Calini 1904-2455 screw type Rose (Brushed stainless steel)					
Lock set : DORMA D0365 Euro profile cylinder sash lock; DORMA D0056501 65mm Euro profile double cylinder					
Door stop : IRONWARE 5000 cylindrical door stop (ISI)					
	Coat hook : IRONWARE 5535 rubber-tipped HBC hook				

NOTE: ALL DIMENSIONS AND LEVELS TO BE VERIFIED ON SITE

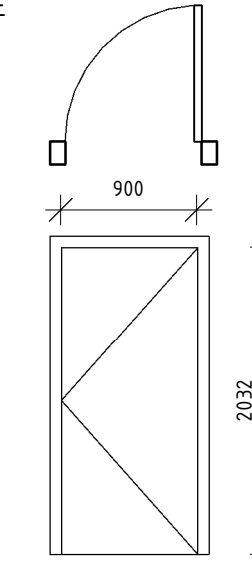
D 3



	DOOR TYPE	Semi-solid timber door		
	LOCATION	Paralegic Ablution		
	No. REQUIRED	1 off		
	EXPOSURE CLASS	Dry interior		
	PERFORMANCE CLASS	Medium duty (SABS 545)		
DOOR	MATERIAL	945mm X 2032mm Masonite finished semi-solid door with lock slot		
	APPEARANCE	Flush panel		
	LEAF	Single leaf		
	ACTION	Single swing		
	MEETING TILE	N/A		
	EDGING	Face over edge		
	FINISH	Paint		
DOOR FINISH	SIGNAGE	See signage detail		
	PREPARATION	For painting		
	PRIMER	1 Coat pink wood primer		
	UNDERCOAT	1 Coat universal undercoat		
	FINISH	2 Coats polyurethane enamel		
DOOR FRAME AND FINISH	PRODUCT	TBC	FINISH	
		FRAME	PRIMER	Factory primer and bitumen paint to frame
	MATERIAL	Mid steel door frame		
	PROFILE	Single rebate	UNDERCOAT	1 Coat universal undercoat
	PREP	N/A	FINISH	2 Coats polyurethane enamel
	WALL FINISH	N/A	PRODUCT	
	IRONMONGERY	Hinges : Part of steel frame		
Indicator handle set : IRONWARE 1926 (Brushed S/Steel)				
Lock set : IRONWARE 2031 Dead lock				
Grab Rail : IRONWARE 1906 (back to backthrough fix to both sides of door), fitted horizontally @ 800mm AFFL				
Closer kit : GEZE Lintel bracket Silv (for outwards opening door), Geze TSA0000 DA ENI-6 delayed action side				
channel door closer Silv				
Kick plates : 200mmH x 2mmT brushed stainless steel kick plates fitted both sides. 15mm Gap around edges to door leaf.				

NOTE: ALL DIMENSIONS AND LEVELS TO BE VERIFIED ON SITE

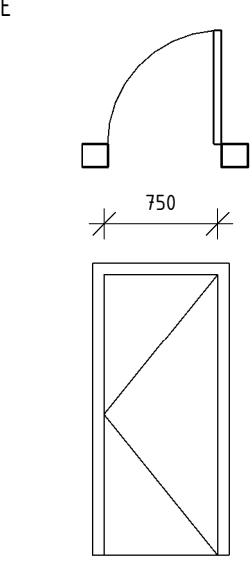
D 4



	DOOR TYPE	Biton Industries (or similar) Rubber fire door Class B		
	LOCATION	Patch room, Security room		
	No. REQUIRED	2		
	EXPOSURE CLASS	Dry interior		
	PERFORMANCE CLASS	N/A		
DOOR	MATERIAL	900mm X 2032mm Masonite finished semi-solid door with lock slot		
	APPEARANCE	Flush panel		
	LEAF	Single leaf		
	ACTION	Single swing		
	MEETINGSTILE	N/A		
	EDGING	Face over edge		
	FINISH	Paint		
DOOR FINISH	SIGNAGE	See signage detail		
	PREPARATION	For painting		
	PRIMER	1 Coat pink wood primer		
	UNDERCOAT	1 Coat universal undercoat		
	FINISH	2 Coats polyurethane enamel		
DOOR FRAME AND FINISH	PRODUCT	TBC	FINISH	
	FRAME	PRIMER	Factory primer and bitumen paint to frame	
	MATERIAL	16mm Mild steel door frame		
	PROFILE	Double rebate	UNDERCOAT	1 Coat universal undercoat
	PREP	N/A	FINISH	2 Coats polyurethane enamel
IRONMONGERY	WALL FINISH	N/A	PRODUCT	
	Hinges : As per Rubidor Class A specification			
	If Magic filament will be used, notify supplier before order so frame strik can be cut out.			

NOTE: ALL DIMENSIONS AND LEVELS TO BE VERIFIED ON SITE

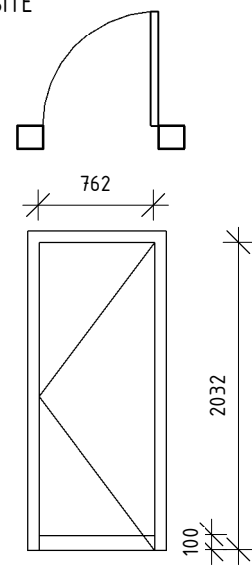
D 5



	DOOR TYPE	Mutual/ CHUBB (or similar) category 2 strong room door (code: MSRO53)		
	LOCATION	Strong room		
	No. REQUIRED	1 off		
	EXPOSURE CLASS	N/A		
	PERFORMANCE CLASS	N/A		
DOOR	MATERIAL	N/A		
	APPEARANCE	N/A		
	LEAF	N/A		
	ACTION	N/A		
	MEETINGSTILE	N/A		
	EDGING	N/A		
	FINISH	N/A		
	SIGNAGE	N/A		
DOOR FINISH	PREPARATION	N/A		
	PRIMER	N/A		
	UNDERCOAT	N/A		
	FINISH	N/A		
	PRODUCT	N/A	FINISH	
DOOR FRAME AND FINISH		FRAME	PRIMER	N/A
	MATERIAL			
	PROFILE	N/A	UNDERCOAT	N/A
	PREP	N/A	FINISH	N/A
	WALL FINISH	N/A	PRODUCT	N/A
IRONMONGERY	Locking mechanism	7-lever security keylock		

NOTE: ALL DIMENSIONS AND LEVELS TO BE VERIFIED ON SITE

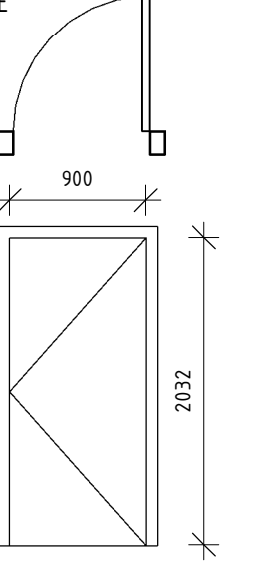
D 6



	DOOR TYPE	Hollow core timber door			
	LOCATION	Ablutions			
	No. REQUIRED	6			
	EXPOSURE CLASS	Wet interior			
	PERFORMANCE CLASS	Medium duty (SABS 545)			
	DOOR	MATERIAL	762mm x 2032mm Masonite honeycomb hollow core door, 10mm undercut, with lock slot		
	APPEARANCE	Flush panel			
	LEAF	Single leaf			
	ACTION	Single swing			
	MEETINGSTILE	N/A			
	EDGING	Face over edge			
	FINISH	Paint			
	SIGNAGE	See signage detail			
	DOOR FINISH	PREPARATION	For painting		
	PRIMER	1 Coat pink wood primer			
	UNDERCOAT	1 Coat universal undercoat			
	FINISH	2 Coats polyurethane enamel			
	PRODUCT	TBC	FINISH		
	DOOR FRAME AND FINISH	FRAME	PRIMER	Factory primer and bitumen paint to frame	
	MATERIAL	Mid steel door frame			
	PROFILE	Single rebate		UNDERCOAT	1 Coat universal undercoat
	PREP	N/A		FINISH	2 Coats polyurethane enamel
	WALL FINISH	N/A		PRODUCT	
	IRONMONGERY	Hinges : Part of steel frame			
	Handle Set : IRONWARE Calini 1019 through fix level handle (brushed stainless steel)				
	Escutcheon : IRONWARE Calini 1904-2455 screw type Rose (brushed stainless steel)				
	Lock set : DORMA D0365 multi lever sash lock				
	Indicator bolt: IRONWARE B02				

NOTE: ALL DIMENSIONS AND LEVELS TO BE VERIFIED ON SITE

D 7



DOOR	DOOR TYPE	Biton Industries (or similar) Rubber fire door Class A		
------	-----------	--	--	--